






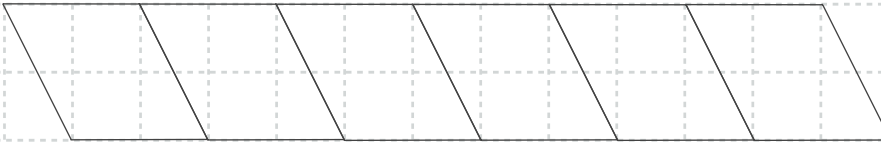
Basic Fractions – 1.12

Divide something into SIX EQUAL PARTS and we get "sixths."

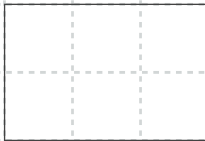
1. Divide each shape into sixths. Write " $\frac{1}{6}$ " or "one sixth" on each part.



2. Color one sixth of these shapes.



3. Color two sixths of these shapes.



4. Color five sixths of these shapes.

