




Basic Fractions – 1.13

Divide something into SEVEN EQUAL PARTS and we get "sevenths."


1. Divide each shape into seven. Write " $\frac{1}{7}$ " or "one seventh" on each part.



2. Color four sevenths of the stars.



3. Color four fifths of these shapes.



4. Color two thirds of this box.

