





















































# A MULTI SENSORY SPELLING PRACTICE SHEET

*Engaging your senses to help you learn to spell the words you need!*

LEFT-HANDED  
VERSION

Name: \_\_\_\_\_

Date: \_\_\_\_\_

FINAL CHECK Is it really right?	MEMORY TEST Cover the line (or fold over this part). Then write the whole word from memory (without the syllables breaks).	MULTI SENSORY PRACTICE Say the letters in each syllable as you write them and then read the syllable as a group. Blend the syllables from left to right to say the whole word. Repeat three or more times.	MODEL CHECK Did I copy it right?	MODEL WORD Carefully copy each word you need to practice. Show the syllables breaks.
✓	<i>imagination</i>	<i>i - ma - gin - a - tion</i>	✓	<i>i - ma - gin - a - tion</i>
	     	   	  	1.
	     	   	  	2.
	     	   	  	3.
	     	   	  	4.
	_____	_____		5.
	_____	_____		6.
<p>If you spot a mistake in your Final Check, <u>figure out what you did wrong!</u> Then, try the whole word again on one of these lines <b>RIGHT AWAY</b>. Don't let a mistake get stuck in your brain!</p>				
	_____	_____		
	_____	_____		

Your lines should look like this!



CORRECTIONS