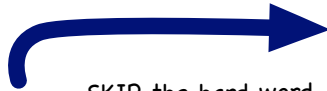


HOW TO ATTACK WORDS YOU DON'T KNOW!

1. USE THE CONTEXT



Don't let yourself get stuck for long! Keep reading!



SKIP the hard word and READ TO THE END of the sentence.



Check any pictures, charts, graphics or captions.



Go back to the start of the sentence and begin again.

2. LOOK FOR STRUCTURAL CLUES

sandstone

Is it a compound word?

Mrs. Caulfield

For NAMES that you don't know, try using just the initial for now — and keep reading.

I know that "bio" means "life"!
biological

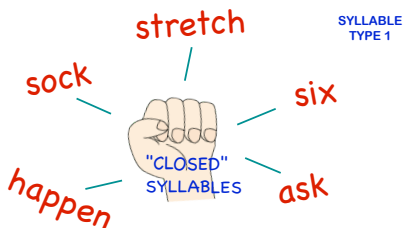
See a PREFIX you know?
They often hint at the meaning of the whole word!

action

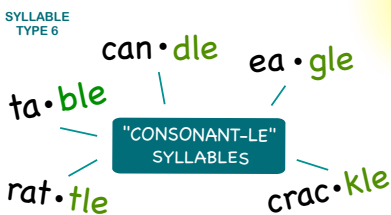
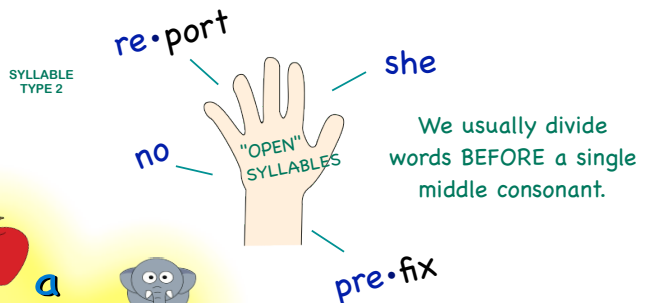
Is there a SUFFIX or another part of the word that you recognize?

3. FIGURE OUT THE SYLLABLES & SOUND IT OUT

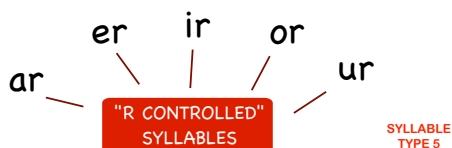
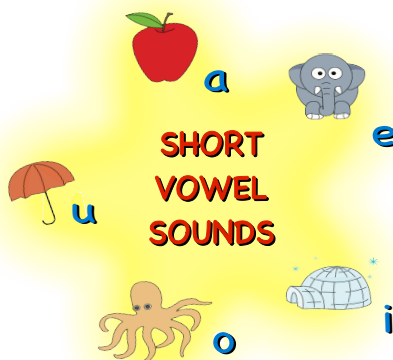
A syllable is a word (or part of a word) with one VOWEL sound. There are just six types of syllables.



They have one short vowel and end with a consonant.



The vowel sound in these syllables is the schwa — neither short nor long! It's heard BEFORE the "l"!!!!



When a vowel is followed by an r, it makes a special sound.



Vowels are often found side-by-side in words — creating special sounds and easy to learn patterns!